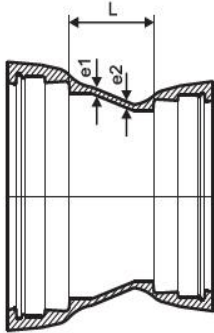
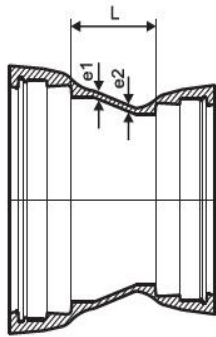


20、双承渐缩管
Double socket reducer



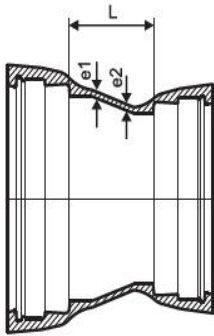
DN	e1	dn	e2	L	Weight (kg)	
					T type	K type
100	7.2	80	7.0	90	8.5	12.3
150	7.8	80	7.0	190	13.5	17.5
		100	7.2	150	13.8	18.7
200	8.4	80	7.0	290	20.5	23.0
		100	7.2	250	20.5	25.2
		150	7.8	150	21.0	26.0
250	9.0	80	7.0	390	28.5	31.0
		100	7.2	330	28.5	32.2
		150	7.8	250	29.0	33.2
		200	8.4	150	29.0	33.0
300	9.6	80	7.0	490	39.0	42.9
		100	7.2	430	39.0	46.9
		150	7.8	350	39.5	46.9
		200	8.4	250	39.5	46.8
		250	9.0	150	38.5	45.7
350	10.2	80	7.0	600	51.5	57.9
		100	7.2	560	51.5	58.6
		150	7.8	460	52.0	60.1
		200	8.4	360	52.0	60.1
		250	9.0	260	51.0	74.3
		300	9.6	160	49.5	64.9
400	10.8	80	7.0	700	64.0	71.4
		100	7.2	660	65.0	72.3
		150	7.8	560	66.5	78.4
		200	8.4	460	67.0	78.3
		250	9.0	360	66.0	77.2
		300	9.6	260	64.0	80.1
		350	10.2	160	62.0	78.0
450	11.4	80	7.0	800	87.9	88.5
		100	7.2	760	87.9	94.2
		150	7.8	660	88.9	95.3
		200	8.4	560	89.2	95.3
		250	9.0	460	88.9	94.2
		300	9.6	360	88.1	97.1
		350	10.2	260	86.0	95.0
		400	10.8	160	83.1	92.0
500	12	80	7.0	900	101.0	109.8
		100	7.2	860	102.0	106.0
		150	7.8	760	101.0	114.0
		200	8.4	660	101.0	114.0
		250	9.0	560	101.0	113.0
		300	9.6	460	100.0	116.0
		350	10.2	360	98.0	115.0
		400	10.8	260	94.0	111.0
		450	11.4	160	99.5	106.0

20、双承渐缩管
Double socket reducer



DN	e1	dn	e2	L	Weight (kg)	
					T type	K type
600	13.2	80	7.0	1100	152.0	153.0
		100	7.2	1060	152.0	153.0
		150	7.8	960	153.0	159.0
		200	8.4	860	154.0	159.0
		250	9.0	760	153.0	158.0
		300	9.6	660	152.0	161.0
		350	10.2	560	151.0	159.0
		400	10.8	460	142.0	156.0
		450	11.4	360	149.0	151.0
		500	12.0	260	131.0	145.0
700	14.4	200	8.4	1080	215.9	212.9
		250	9.0	980	216.1	212.3
		300	9.6	880	218.5	216.3
		350	10.2	780	212.4	212.9
		400	10.8	680	206.7	208.5
		450	11.4	580	200	204.1
		500	12.0	480	194.0	204.0
		600	13.2	280	178.0	187.0
800	15.6	400	10.8	880	285.0	277.9
		450	11.4	780	277.7	273.5
		500	12.0	680	272.2	266.6
		600	13.2	480	252.0	257.0
		700	14.4	280	229.0	236.0
900	16.8	400	10.8	1080	387.4	366.6
		450	11.4	980	372.2	362.2
		500	12.0	880	366.8	355.4
		600	13.2	680	349.4	336.7
		700	14.4	480	337.4	327.0
		800	15.6	280	312.7	294.0
1000	18	600	13.2	880	476.0	445.0
		700	14.4	680	446.3	420.8
		800	15.6	480	392.0	403.0
		900	16.8	280	354.0	368.0
1100	19.2	600	13.2	1080	588.5	558.4
		700	14.4	880	576.5	535.6
		800	15.6	680	552.0	502.4
		900	16.8	480	521.0	465.6
		1000	18.0	280	479.2	421.8
1200	20.4	600	13.2	1280	745.0	691.8
		700	14.4	1080	729.6	669.1
		800	15.6	880	710.7	636.0
		900	16.8	680	674.3	599.3
		1000	18.0	480	632.6	555.6
		1100	19.2	280	584.8	492.4

20、双承渐缩管
Double socket reducer



DN	e1	dn	e2	L	Weight (kg)	
					T type	K type
1400	22.8	600	13.2	960	844.4	704.6
		700	14.4	860	855.6	705.0
		800	15.6	760	859.5	700.2
		900	16.8	660	862.8	697.7
		1000	18.0	560	861.6	694.5
		1100	19.2	460	861.4	678.9
		1200	20.4	360	862.2	660.1
1600	25.2	800	15.6	960	1207	978.7
		900	16.8	860	1220	985.7
		1000	18.0	760	1211	974.1
		1200	20.4	560	1212	940.9
		1400	22.8	360	1244	936.0
1800	27.6	1000	18.0	960	1547	1301
		1200	20.4	760	1549	1269
		1400	22.8	560	1581	1210
		1600	25.1	360	1605	1235
2000	30	1000	18.0	1160	/	1696
		1200	20.4	960	/	1663
		1400	22.8	760	/	1605
		1600	25.2	560	/	1560
		1800	27.6	360	/	1566
2200	32.4	1000	18.0	1360	/	2243
		1200	20.4	1160	/	2325
		1400	22.8	960	/	2288
		1600	25.2	760	/	2266
		1800	27.6	560	/	2211
		2000	30.0	360	/	2134
2400	34.8	1000	18.0	1460	/	2780
		1200	20.4	1360	/	2865
		1400	22.8	1160	/	2946
		1600	25.2	960	/	2892
		1800	27.6	760	/	2872
		2000	30.0	560	/	2797
		2200	32.4	360	/	2374
2600	37.2	1000	18.0	1560	/	3177
		1200	20.4	1460	/	3259
		1400	22.8	1360	/	3328
		1600	25.2	1160	/	3285
		1800	27.6	960	/	3208
		2000	30.0	760	/	3109
		2200	32.4	560	/	2971
		2400	34.8	360	/	2877